




**Beacon/Morris**  
**GAS-FIRED UNIT HEATERS**



**RBM Series**

# INFRARED RADIANT HEATERS


Millivolt Ceramic Heater



# Beacon/Morris RBM Series

## MILLIVOLT CERAMIC HEATERS

The Beacon/Morris RBM Series is the answer to spot or area heating as well as total building heating needs. It is also ideal for the replacement of existing millivolt standing pilot ceramic heaters and does not require external electrical power. The Beacon/Morris RBM Series heats like the sun by transferring radiant heat energy directly into the area to be heated and creating a warm comfort zone at the floor level. This extremely efficient method of heating can result in fuel savings of between 30% and 50% when compared to forced air convection heating.



**Whether you need to heat your warehouse, machine shop, or other hard-to-heat spaces, the Beacon/Morris RBM Series millivolt ceramic infrared heater provides both the fuel efficiency of radiant heat and the installation flexibility you need...and all at a comfortable price. And no electricity required to operate.**

### THE ECONOMICAL ALTERNATIVE FOR HARD-TO-HEAT SPACES:

- Remote Locations
- Farm Buildings
- Maintenance Buildings
- Shops
- Warehouses
- Service Areas
- Pump Houses

### GENERAL FEATURES

- Capacities from 26,000 to 104,000 Btu/hr
- Millivolt standing pilot operation with 100% gas shut-off safety control
- Requires 750 mV thermostat (part #42489010) for proper operation
- Aluminized steel construction
- Aluminum reflectors. Optional reflector extensions available
- Compact size for easy shipping
- Suitable for horizontal or angle mount up to 30°
- Natural or propane gas
- Indirect vented operation. Requires mechanical or gravity ventilation
- Protective radiant screen included



## TECHNICAL SPECIFICATIONS

| MODEL      | GAS TYPE | INPUT BTU/HR | MINIMUM MOUNTING HEIGHT | BURNER PRESSURE | SUPPLY PRESSURE |          | SHIPPING WEIGHT |
|------------|----------|--------------|-------------------------|-----------------|-----------------|----------|-----------------|
|            |          |              |                         |                 | MINIMUM         | MAXIMUM  |                 |
| RBM30-N1C  | Natural  | 26,000       | 12 ft.                  | 3.5" w.c.       | 4.5" w.c.       | 14" w.c. | 30 lbs          |
| RBM30-L1C  | Propane  | 26,000       | 12 ft.                  | 10.0" w.c.      | 11.0" w.c.      | 14" w.c. | 30 lbs          |
| RBM60-N1C  | Natural  | 52,000       | 14 ft.                  | 6.0" w.c.       | 7.0" w.c.       | 14" w.c. | 40 lbs          |
| RBM60-L1C  | Propane  | 52,000       | 14 ft.                  | 10.0" w.c.      | 11.0" w.c.      | 14" w.c. | 40 lbs          |
| RBM100-N1C | Natural  | 104,000      | 15 ft.                  | 6.0" w.c.       | 7.0" w.c.       | 14" w.c. | 70 lbs          |
| RBM100-L1C | Propane  | 104,000      | 15 ft.                  | 10.0" w.c.      | 11.0" w.c.      | 14" w.c. | 70 lbs          |

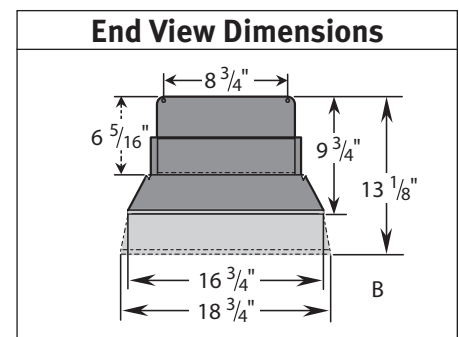
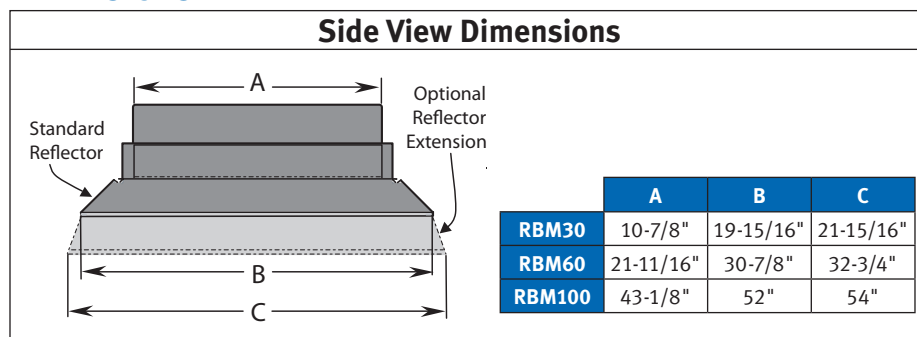
**IGNITION TYPE:** Millivolt Standing Pilot  
**GAS CONNECTION:** 1/2" NPT Female

## MINIMUM CLEARANCES TO COMBUSTIBLES

| MOUNTED HORIZONTALLY |      |                             |       |                              |         |                                |       |                              |
|----------------------|------|-----------------------------|-------|------------------------------|---------|--------------------------------|-------|------------------------------|
| MODEL                | BACK |                             | SIDES |                              | CEILING |                                | BELOW |                              |
|                      | BACK | BACK W/ REFLECTOR EXTENSION | SIDES | SIDES W/ REFLECTOR EXTENSION | CEILING | CEILING W/ REFLECTOR EXTENSION | BELOW | BELOW W/ REFLECTOR EXTENSION |
| RBM30                | 24"  | 36"                         | 24"   | 36"                          | 24"     | 36"                            | 48"   | 126"                         |
| RBM60                | 36"  | 36"                         | 30"   | 36"                          | 36"     | 36"                            | 72"   | 126"                         |
| RBM100               | 45"  | 48"                         | 48"   | 60"                          | 36"     | 36"                            | 96"   | 168"                         |

| MOUNTED AT 30° ANGLE |      |                             |       |                              |         |                                |       |                              |
|----------------------|------|-----------------------------|-------|------------------------------|---------|--------------------------------|-------|------------------------------|
| MODEL                | BACK |                             | SIDES |                              | CEILING |                                | BELOW |                              |
|                      | BACK | BACK W/ REFLECTOR EXTENSION | SIDES | SIDES W/ REFLECTOR EXTENSION | CEILING | CEILING W/ REFLECTOR EXTENSION | BELOW | BELOW W/ REFLECTOR EXTENSION |
| RBM30                | 8"   | 12"                         | 24"   | 36"                          | 32"     | 36"                            | 48"   | 126"                         |
| RBM60                | 12"  | 12"                         | 30"   | 36"                          | 36"     | 36"                            | 72"   | 126"                         |
| RBM100               | 18"  | 12"                         | 48"   | 60"                          | 36"     | 36"                            | 96"   | 168"                         |

## DIMENSIONS



## COMBUSTION AIR AND VENTILATION

Combustion air and venting requirements for all gas-fired heating equipment must be provided per the National Fuel Gas Code NFPA54 and CAN B149 or the authority having jurisdiction over the installation. Refer to Installation and Operation Instructions for further information. An indirect vented installation requires a minimum ventilation flow of 4 CFM per 1000 Btu/hr of total installed heater capacity on natural gas by either gravity or power ventilation (4.18 CFM per 1000 Btu/hr on propane). For indirect vented applications, building exhaust opening must be located above the level of the heaters and the inlet air openings must be located below the level of the heaters.

## FOR YOUR SAFETY

OPERATE BEACON/MORRIS GAS INFRARED HEATERS WITH PROPER CARE AND OBSERVE ALL SAFETY PRECAUTIONS. Installation and service must be performed by a licensed contractor. The installation must conform with local codes. In the absence of local codes, the installation must conform with the National Fuel Gas Code ANSI Z223.1 (latest edition also known as NFPA 54) or CAN B149 installation codes (latest edition). These codes are available from ANSI, 1430 Broadway, New York, NY 10018, the National Fire Protection Association, Inc., Batterymarch Park, Quincy, MA 02269 or the C.S.A., 55 Scarsdale, Road, Toronto, Ontario M3B 2R3 Canada.



# Warranty

## RBM SERIES

Beacon/Morris (“the Manufacturer”) warrants to the original owner at the original installation site that the Beacon/Morris RBM Series Millivolt Ceramic Infrared Heater will be free from defects in material and workmanship for one (1) year from the date of shipment from the factory. If upon examination by the Manufacturer the Product is shown to have a defect in material or workmanship during the warranty period, the Manufacturer will repair or replace, at its option, that part of the product which is shown to be defective.

### Extended warranty:

In addition to the warranty stated above the following models will have:

- RBM – Body, Emitter Tiles and Burner shall be free from defects in material and workmanship for ten (10) years from the date of shipment from the factory.

### This limited warranty does not apply:

- a) If the Product has been subjected to misuse or neglect, has been accidentally or intentionally damaged, has not been installed, maintained or operated in accordance with the furnished written instructions, or has been altered or modified in any way by an unauthorized person.
- b) To any expenses, including labor or material, incurred during removal or reinstallation of the Product.
- c) To any damage due to corrosion by chemicals, including halogenated hydrocarbons, precipitated in the air.
- d) To any workmanship of the installer of the Product.

### This limited warranty is conditional upon:

- a) Advising the installing contractor, who will in turn notify the distributor or manufacturer.
- b) Shipment to the Manufacturer of that part of the Product thought to be defective. Goods can only be returned with prior written approval of the Manufacturer. All returns must be freight prepaid.
- c) Determination in the reasonable opinion of the Manufacturer that there exists a defect in material or workmanship.

Repair or replacement of any part under this Limited Warranty shall not extend the duration of the warranty with respect to such repaired or replaced part beyond the stated warranty period.

**THIS LIMITED WARRANTY IS IN LIEU OF ALL OTHER WARRANTIES, EITHER EXPRESS OR IMPLIED, AND ALL SUCH OTHER WARRANTIES, INCLUDING WITHOUT LIMITATION IMPLIED WARRANTIES OF MERCHANTABILITY OR FITNESS FOR A PARTICULAR PURPOSE, ARE HEREBY DISCLAIMED AND EXCLUDED FROM THIS LIMITED WARRANTY. IN NO EVENT SHALL THE MANUFACTURER BE LIABLE IN ANY WAY FOR ANY CONSEQUENTIAL, SPECIAL, OR INCIDENTAL DAMAGES OF ANY NATURE WHATSOEVER, OR FOR ANY AMOUNTS IN EXCESS OF THE SELLING PRICE OF THE PRODUCT OR ANY PARTS THEREOF FOUND TO BE DEFECTIVE. THIS LIMITED WARRANTY GIVES THE ORIGINAL OWNER OF THE PRODUCT SPECIFIC LEGAL RIGHTS. YOU MAY ALSO HAVE OTHER RIGHTS WHICH MAY VARY BY EACH JURISDICTION.**



260 NORTH ELM STREET, WESTFIELD, MA 01085 • TEL: (413) 562-5423 • FAX: (413) 572-3764  
7555 TRANMERE DRIVE, MISSISSAUGA, ONTARIO L5S 1L4 CANADA • TEL: (905) 670-5888 • FAX: (905) 670-5782

