

Low Temperature Fan Coil

STANDARD FEATURES

- Max operating temperature - 176°F
- DC motor w/ variable speed modulation using EC motor driver
- Motorized adjustable louvers
- Quiet operation (33-58 dB)
- Elegant modern design
- Heating / cooling operation
- Stainless steel flexible hose connections
- LED Display / Remote Control
- Condensate hose



			Part Number		
			HW-06-ECM	HW-15-ECM	HW-18-ECM
			Quantity		
Air	CFM	H	294	379	515
		M	218	262	435
		L	171	218	335
Cooling*	Cooling Capacity	BTU/h	7300	10614	13106
Heating**	Heating Capacity	BTU/h	14266	20853	25734
Sound	At outlet	dB(A)	48	54	58
Electrical	Fan Motor Power	Watts	18	26	30
	Voltage	VAC	120V		
	Fan Motor Running Current	Amps	0.30	0.40	0.55
Hydronic	Cooling Water Flow Rate	GPM	1.4	2.0	2.5
	Cooling Pressure Drop	PSI	3.25	3.86	2.64
	Heating Water Flow Rate	GPM	1.4	2.0	2.5
	Heating Pressure Drop	PSI	2.6	3.03	2.12
	Water Content	Gal	0.02	0.03	0.05
	Max Operating Temp	Deg F	176		
Construction & Packing Data	Water Connections	Type	NPT Threaded Female		
			1/2"		
	Condensate Drainage Connection		5/8"		
	Dimensions	Length	34 7/16"		
		Width	8 2/3 "		
		Height	11 13/16"		
Net Weight		26.5 lbs	28.7 lbs	30.9 lbs	

*at 80°F ambient, 45°F supply water

**at 70°F ambient, 160°F supply water



260 North Elm St., Westfield, MA 01085
(800) 465-8558 Fax: (413) 564-5815

7555 Tranmere Drive, Mississauga, ONT. L5S 1L4 Canada
(905) 670-5888 Fax: (905) 670-5782

www.spacepak.com

PROJECT: _____ DATE: _____

LOCATION: _____

CUSTOMER: _____

ENGINEER: _____

SUBMITTED BY: _____

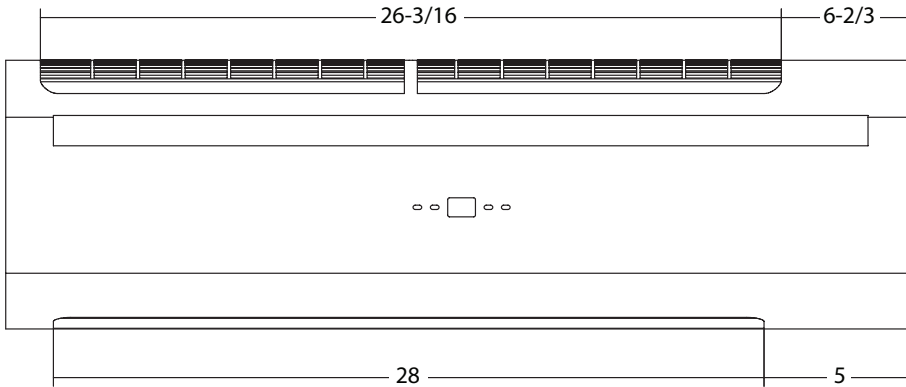
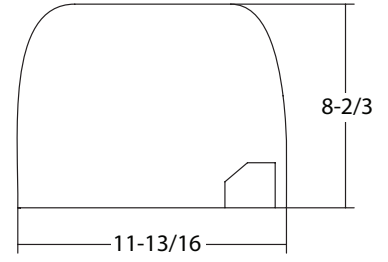
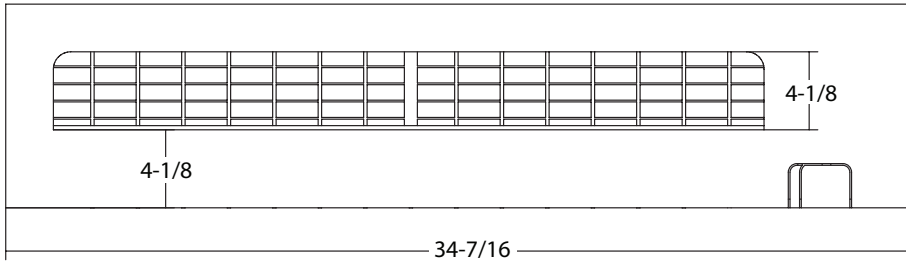
FOR: Reference Approval Construction

UNIT DESIGNATION: _____

SCHEDULE NUMBER: _____

SUBMITTAL DATA: HIGHWALL HEATING/COOLING FAN COIL

Dimensional data - HW-06/15/18-ECM



Model	Output (BTU/h)					
	Heating			Cooling		
	Entering Water Temperature					
	120°F	140°F	160°F	45°F	47°F	50°F
HW-06-ECM	8123	11331	14266	7300	6416	5085
HW-15-ECM	11843	16553	20853	10614	9420	7475
HW-18-ECM	14641	20444	25734	13106	11638	9249