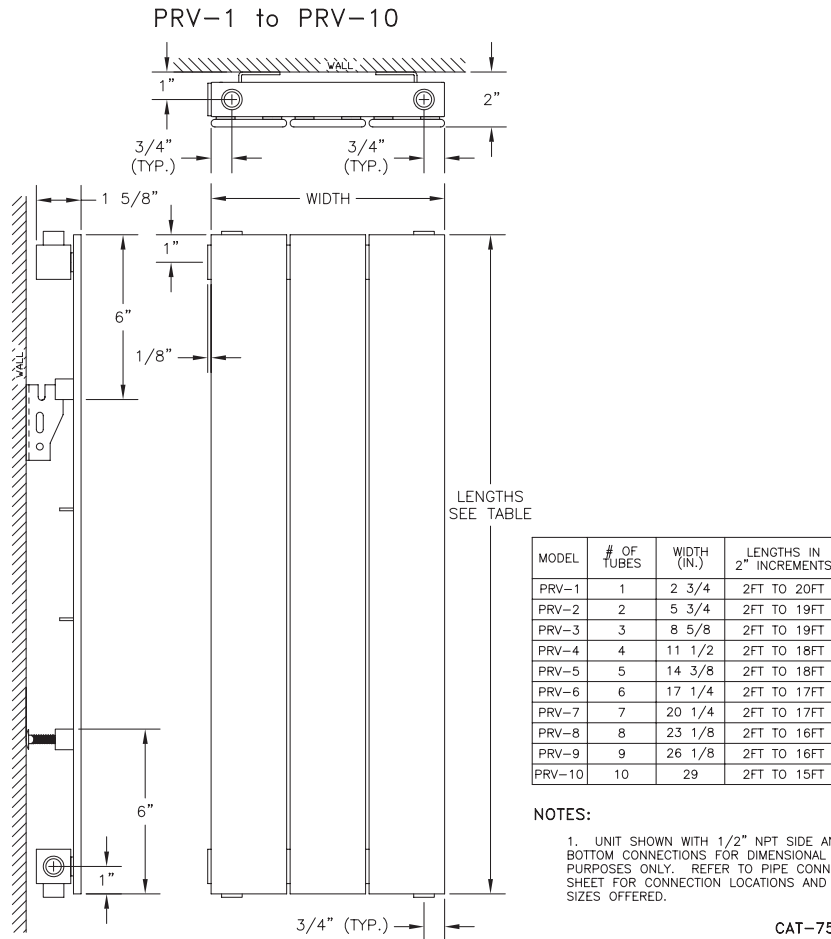


PANEL RADIATOR

Submittal

VPRV-1

Specification



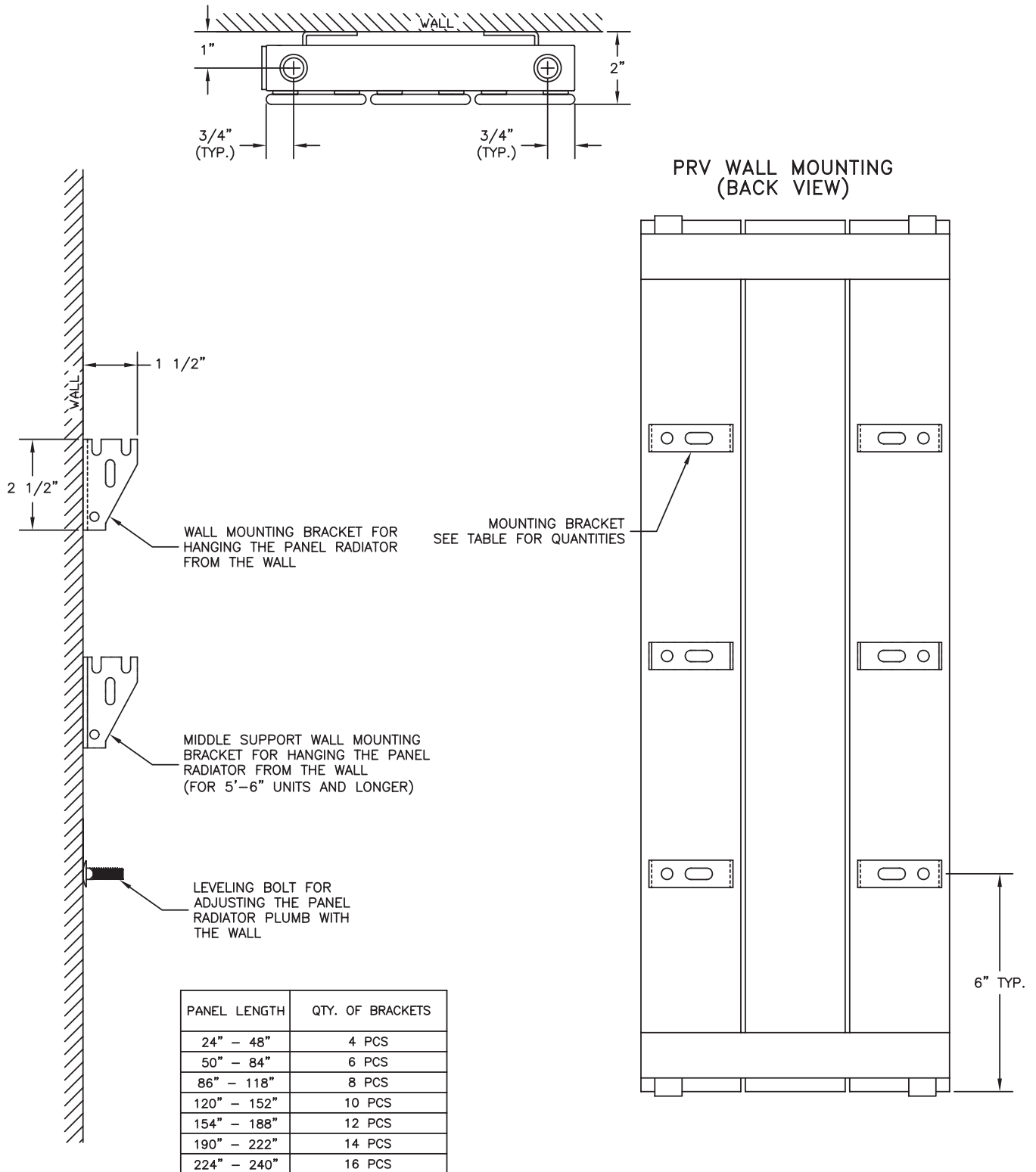
MODEL TYPE	BTU/Ft/Hr @ LISTED AWT & 65°f EAT								
	215° F	190° F	180° F	170° F	160° F	150° F	140° F	130° F	120° F
PRV 01	200	157	141	125	110	95	80	67	54
PRV 02	399	313	281	249	219	189	161	133	107
PRV 03	599	470	421	374	329	284	241	200	161
PRV 04	798	627	562	499	438	379	322	267	214
PRV 05	998	783	702	624	548	473	402	334	268
PRV 06	1198	940	843	748	657	568	483	400	322
PRV 07	1397	1097	983	873	767	663	563	467	375
PRV 08	1597	1253	1124	998	876	757	643	534	429
PRV 09	1796	1410	1264	1122	986	852	724	601	483
PRV 10	1996	1566	1405	1247	1095	947	808	667	536



260 North Elm St., Westfield, MA 01085
 (413) 568-9571 Fax: (413) 564-5661
 www.vulcanrad.com

PROJECT: _____ DATE: _____
 LOCATION: _____
 ARCHITECT: _____
 ENGINEER: _____
 CONTRACTOR: _____
 PO NUMBER: _____

TYPICAL WALL MOUNTED INSTALLATION

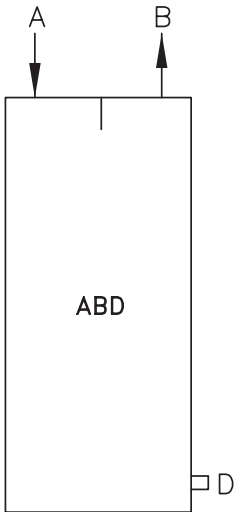


- (2) LEVELING BOLTS SUPPLIED WITH EACH UNIT 6 TUBES AND LESS
- (3) LEVELING BOLTS SUPPLIED WITH EACH UNIT 7 TUBES AND MORE

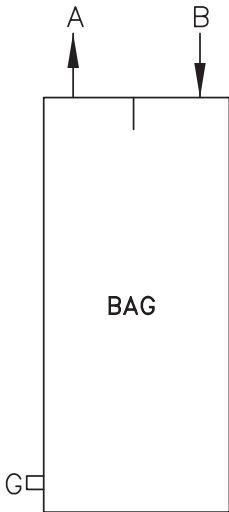
CAT-75591B

PRV STANDARD PIPING OPTIONS

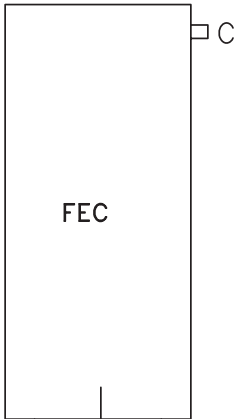
PRV PIPING OPTIONS



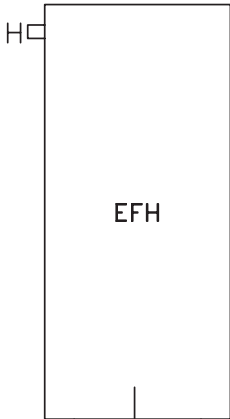
LEFT SUPPLY



RIGHT SUPPLY

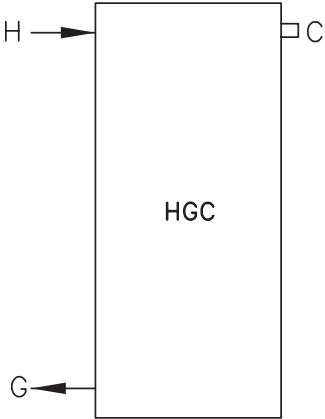


LEFT SUPPLY

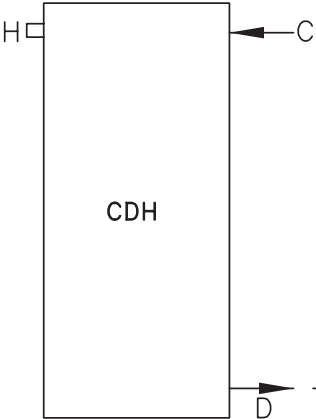


RIGHT SUPPLY

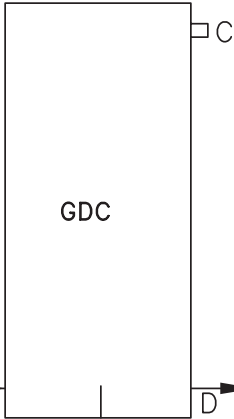
(VENT IS NOT REQUIRED ON UNITS WITH TOP SUPPLY/RETURN, UNITS SUPPLIED WITH DRAIN PLUG,)



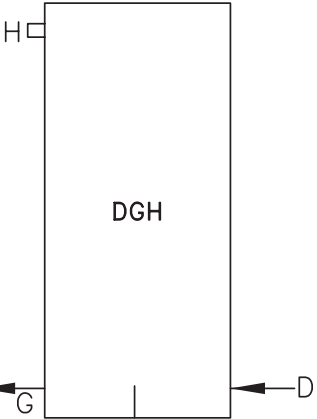
LEFT SUPPLY



RIGHT SUPPLY



LEFT SUPPLY



RIGHT SUPPLY

Model PRV

PANEL RADIATOR SPECIFICATIONS

Specifications

Provide steel panel radiator elements of lengths and in locations as indicated, and of capacities, style, and having accessories as scheduled. The wall-hung vertical heating panel radiation shall be of one-piece all-welded steel construction, consisting of flattened water tubes welded to headers at the top and bottom.

All radiator header pipes are square 0.109" minimum wall thickness. The headers shall include all necessary inlet, outlet and vent connections as required. Standard connection sizes are ½" NPT tapered thread for supply and return piping. Internal baffling is provided where required for proper water flow. Option 29, ¾" NPT connections are available at an additional cost, when specified.

The radiant heating panels shall be available in heights from 2'-0" to 20'-0" in two inch even increments without the need for splicing. Appropriate wall mounting brackets shall be provided with the radiators, but additional wall bracing (if required) is to be provided by the installing contractor. Panel radiation expansion shall not exceed 1/64" per foot of radiation at 215°F. The installer shall provide adequate expansion compensation for each radiator.

Pressure Ratings:

Pressure ratings for the radiation shall be as follows:

LOW (Standard)- .048" minimum wall thickness. Working pressure 56-PSI maximum, Test Pressure-74 PSI maximum

OR

MEDIUM (Optional)- .058" minimum wall thickness. Working pressure 85-PSI maximum, Test Pressure-110 PSI maximum

OR

HIGH (Optional)- .078" minimum wall thickness. Working pressure 128-PSI maximum, Test Pressure 184 PSI maximum

Finishes:

The panel radiation shall be cleaned and phosphatized in preparation for the powder coat finish. The radiation is then finish painted with a gloss powder coat finish, for a total paint thickness of 2-3 mils (0.002" - 0.003"). The color shall be selected from Vulcan's standard commercial colors. Optional custom colors shall be available at additional cost when specified.

Warranty:

A 5-Year Limited Warranty covers all Vulcan panel radiators.

Options:

Option 19, ¾" NPT connections are available at an additional cost when specified.